










		Internal Space	Maximum Capacity	On Board Generator	Generator Size	Set-Up Time	Air Con & Heating	Disabled Access	Number on Fleet
	<b>GRADUATE</b>	71m <sup>2</sup>	80	Towed	60KVA	4 Hrs	✓	✓	1
	<b>VOYAGER PLUS</b>	63m <sup>2</sup>	40	✓	35KVA	2 Hrs	✓	✗	1
	<b>VOYAGER</b>	56m <sup>2</sup>	40	✓	35-50KVA	2 Hrs	✓	✓	6
	<b>EXPOSURE</b>	55m <sup>2</sup>	60	✓	50KVA	2 Hrs	✓	✓	1
	<b>CHALLENGER</b>	48m <sup>2</sup>	35	✓	35-40KVA	2 Hrs	✓	✓	2
	<b>ENTERPRISE</b>	45m <sup>2</sup>	50	✓	35KVA	2 Hrs	✓	✓	1
	<b>PIONEER</b>	45m <sup>2</sup>	25	✓	60KVA	2 Hrs	✓	✓	1
	<b>VENTURA</b>	41m <sup>2</sup>	35	✓	22.5KVA	2 Hrs	✓	✓	1
	<b>PATHFINDER</b>	23m <sup>2</sup>	20	✓	12KVA	1 Hrs	✓	✓	6