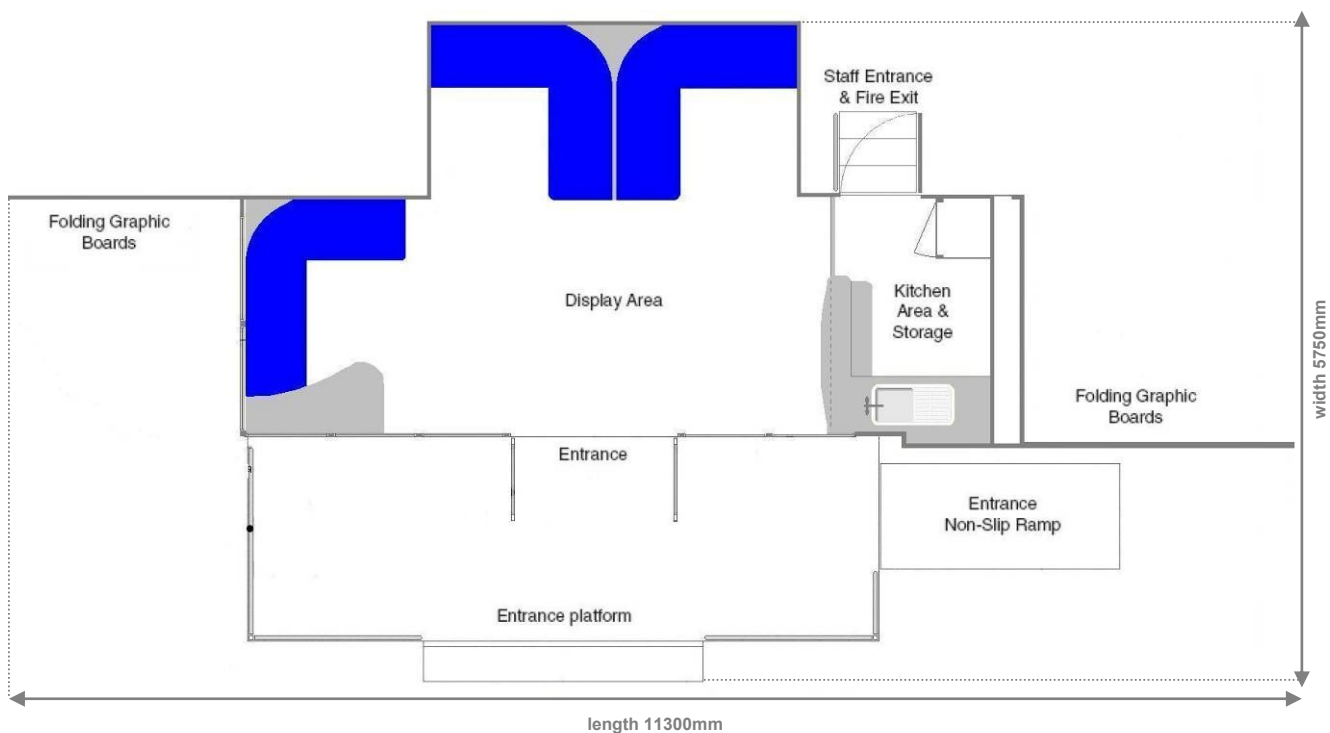
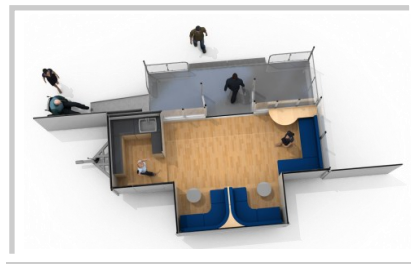





The 7m Explorer vehicle is light, warm and welcoming. The vast area of forward-facing graphic space provides fantastic branding opportunities to ensure your message is delivered. The Explorer offers ultimate flexibility to any user with few site restrictions, due to its dimensions and a versatile internal layout which easily lends itself to exhibition, demonstration and hospitality formats.

Vehicle Features

- Pod and stage areas
- 5.5K KVA super silent generator
- Built-in air-conditioning / heating unit with climate control
- Seating capacity for up to 8 people
- Disabled access
- Self-contained kitchen and bar
- Front-facing folding graphic boards
- Base vehicle build time of 1.5 hour with 1 Unit Manager
- 16 amp mains connection
- 2 flagpoles
- Oak finished kitchen area and furniture
- Glazing front and left side



Sizes and specification

Internal Floor Space *	11.4m ²	Flooring Type / Colour	Carpet / Blue
Internal Height (pod/stage area)	2045mm	Skirt Colour	Blue / White
Internal Height (main body area)	2340mm	Internal Walls Colour	White
External Height (floor to roof)	3.4m	External Body Colour	White
Vehicle Footprint	11.3m x 5.8m		

* 17.0m² when fitted furniture is removed